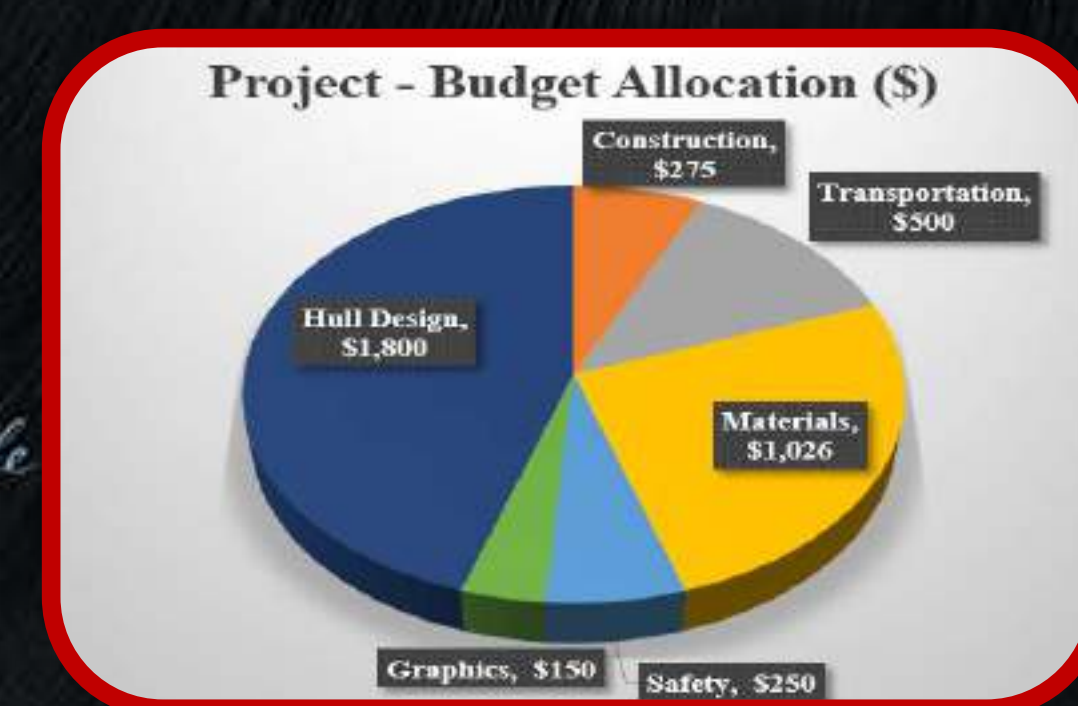
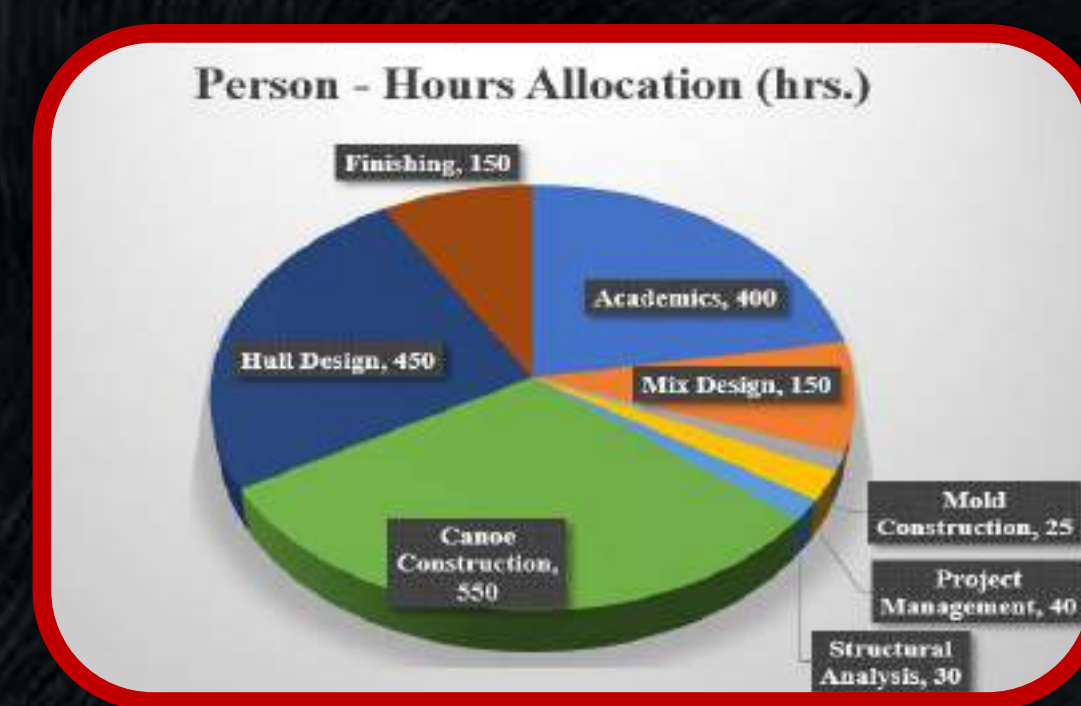

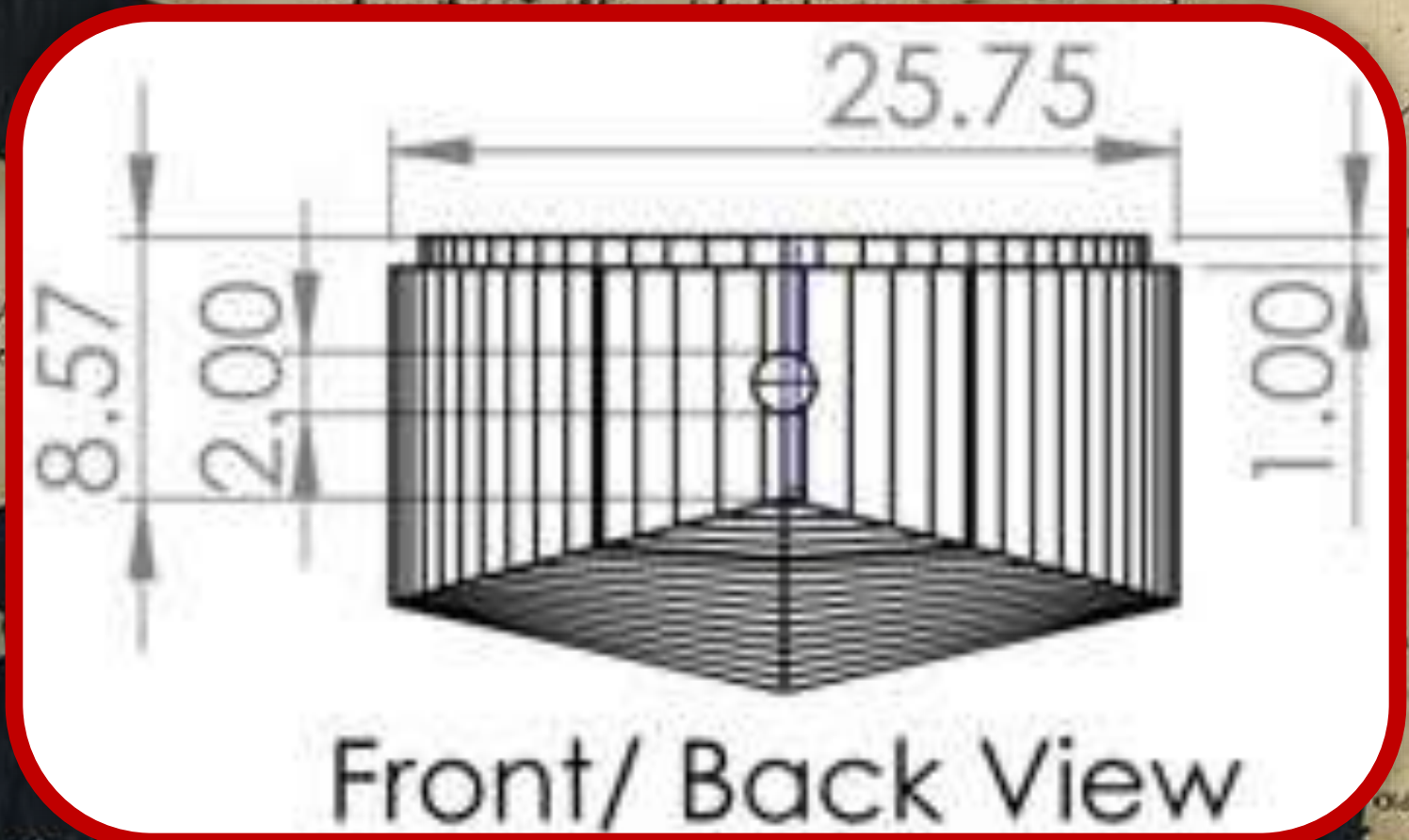
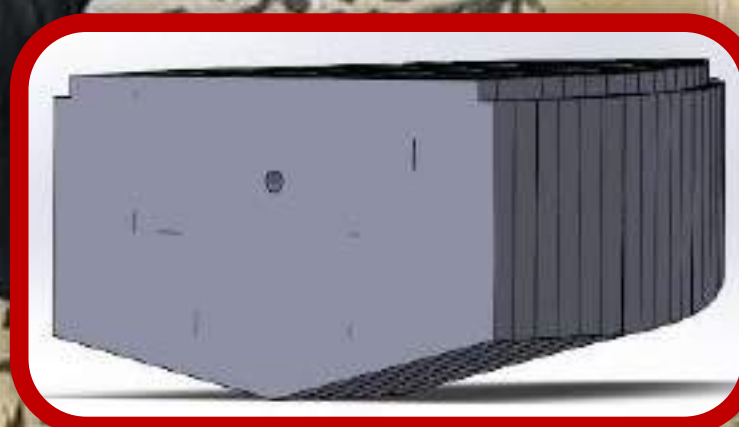


GAME OF STONES

HULL DESIGN



BILL OF MATERIALS			
Material	Quantity	Unit Cost	Total Price
Cementitious Material			
Portland Cement Type III	124.6 lbs.	\$0.10 / lbs.	Donated
Fly Ash Class C	31.15 lbs.	\$0.03 / lbs.	Donated
Silica Fume	52.15 lbs.	\$0.25 / lbs.	Donated
Aggregates			
3M Glass Bebbles K-20	19.25 lbs.	\$6.99 / lbs.	\$134.56
Poraver	57.4 lbs.	\$1.50 / lbs.	\$86.10
Perlite	11.55 lbs.	\$10.00 / lbs.	\$115.50
Admixtures			
Sikament 680	8.4 lbs.	\$27.27 / Gallon	Donated
Sika AEA-14	0.35 lbs.	\$18.67 / gallon	Donated
Polypoxyethylene fibers	0.7 lbs.	\$2.50 / lbs.	Donated
Reinforcement			
Fiberglass Mesh	100 sq. ft.	\$0.25 / sq. ft.	\$25.00
Mold			
Closed cell foam	20 sheets	\$50 / sheet	Donated
PVC Pipe	20 ft.	\$1.25 / ft.	\$25.00
Rubber Cement	4 oz.	\$0.50 ea.	\$2.00
Finishing			
Sealant	2 gallons	\$12.00 / gallon	\$24.00
Plastic	50 lbs.	\$0.15 / lbs.	\$7.50
Rackings			
Racing Paddles	4	\$25.00 ea.	\$100.00
Protective Foam	17 ft.	\$0.39 / ft.	\$6.63
Wetsuit Rentals	10	\$20.00 ea.	\$200.00
Adult Waders	3	\$99.99 ea.	\$199.98
Grand Total:			\$1,026.26

APPROVAL FORM - 3rd Round Meeting

Activity Based Analysis Class Meeting

Date: _____

School: _____

Lead Project: _____

Approved by Student: _____

Approved by Teacher: _____

Location of Task: _____

Task Description: _____

1. What are the benefits associated with this task? _____

2. What are the risks associated with this task? _____

3. How has this task impacted the class meeting? _____

4. How has this task impacted the class meeting? _____

5. How has this task impacted the class meeting? _____

6. How has this task impacted the class meeting? _____

7. How has this task impacted the class meeting? _____

8. How has this task impacted the class meeting? _____

9. How has this task impacted the class meeting? _____

10. How has this task impacted the class meeting? _____

APPROVAL FORM - 3rd Round Meeting

Activity Based Analysis Class Meeting

Date: _____

School: _____

Lead Project: _____

Approved by Student: _____

Approved by Teacher: _____

Location of Task: _____

Task Description: _____

1. What are the benefits associated with this task? _____

2. What are the risks associated with this task? _____

3. How has this task impacted the class meeting? _____

4. How has this task impacted the class meeting? _____

5. How has this task impacted the class meeting? _____

6. How has this task impacted the class meeting? _____

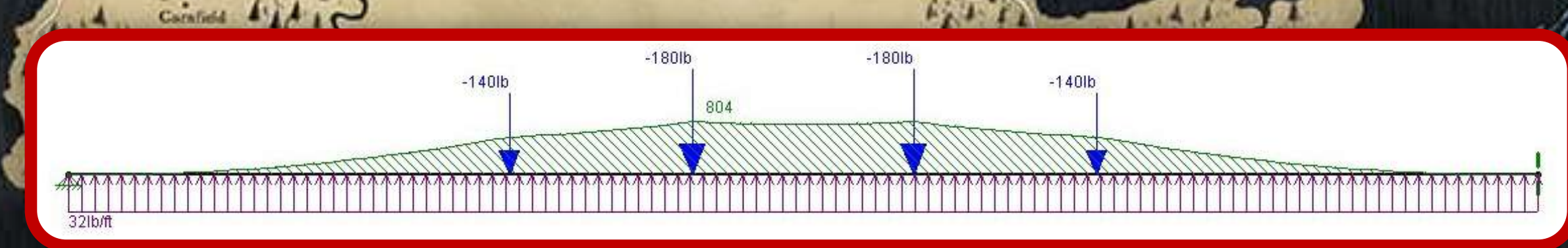
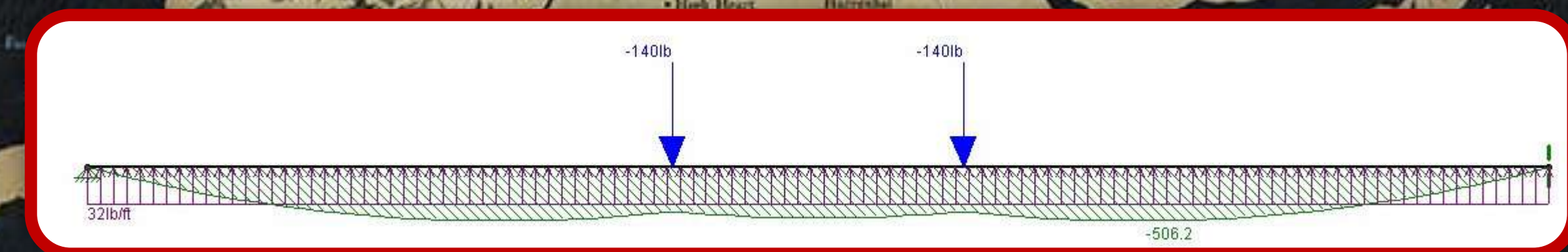
7. How has this task impacted the class meeting? _____

8. How has this task impacted the class meeting? _____

9. How has this task impacted the class meeting? _____

10. How has this task impacted the class meeting? _____

STRUCTURAL ANALYSIS



MOLD CONSTRUCTION



CURING




DEVELOPMENT & TESTING

Table 6: Test Results of Experimental Mix Designs

Mix	Compressive Strength (psi)		Mass (Lbs.)		Split (psi)	Tensile
	Day 7	Day 28	Day 7	Day 28	Trial 1	Trial 2
Mix A: Pulverized Rubber	2151.5	1909.1	4.22	4.05	3740.0	2480
Mix B: Pulverized Rubber w/ Reduced Super Plasticizer	2907	2549.7	4.10	3.93	3240.0	3430
Mix C: Volcanic Ash w/ Tap Water	7434.9	4539.9	5.29	5.23	-	3380
Mix D-1: Volcanic Ash w/ Clean Salt Water	3135.4	-	4.29	-	1010.0	-
Mix D-2: Volcanic Ash w/ Non-Clean Salt Water	2970.6	-	3.91	-	2900.0	-
Mix E: Cork	2189.2	2194.0	3.57	3.49	3000.0	-
Mix F: Perlite	3285.0	2813.9	4.24	4.05	4440.0	4310

CONCRETE PLACEMENT



FINISHING

